



Magnifiers

Dissection Instruments

Accessories for Microscopy



euromex

Magnifiers

Hand-held magnifiers and magnifiers with handles

- PB.5020** Magnifier with handle 4x, lens Ø 50 mm, handle Ø8 mm. Fits PB.5022
- PB.5021** Magnifier with handle 10x, aplanatic, lens Ø25 mm, handle Ø8 mm. Fits PB.5022
- PB.5022** Heavy stand with adjustable cross clamp, for PB.5022 and PB.5021. Base Ø70 mm. Weight 450 grams
- PB.5026** Hand-held magnifier 10x with illuminator, aplanatic lens Ø28 mm. Field of view 30 mm. Without batteries

Folding magnifiers

Superior quality. Mounted in brass case with lanyard ring. Casing chrome-plated or black lacquered. Packed in leather case.

- PB.5016** Aplanatic magnifier 6x, doublet. Lens Ø20 mm. Field of view 25 mm
- PB.5018** Aplanatic magnifier 15x, doublet. Lens Ø18 mm. Field of view 14 mm
- PB.5032** Achromatic magnifier 10x, triplet. Lens Ø18 mm. Field of view 15 mm
- PB.5033** Achromatic magnifier 20x, triplet. Lens Ø18 mm. Field of view 8 mm
- PB.5034** Aplanatic magnifier 10x, doublet. Lens Ø16 mm. Field of view 15 mm
- PB.5036** Aplanatic magnifier 10x, doublet. Lens Ø20 mm. Field of view 20 mm
- PB.5037** Achromatic diamond magnifier 10x with 4 lenses Ø21 mm. Field of view 25 mm

Table magnifiers

With high quality plastic frame and transparent base.

- PB.5043** Table magnifier 4x. Plastic Lens. Field of view 55 mm
- PB.5040** Table magnifier 8x. 10 mm/100 scale. Plastic lens. Field of view 30 mm
- PB.5041** Table magnifier 10x. Glass lens. Field of view 25 mm
- PB.5039** Table magnifier 15x. Achromatic glass lenses. Field of view 15 mm

Miscellaneous magnifiers

- PB.5030** Sliding magnifiers with 3x and 6x magnification. Lens aperture 23 x 23 mm. Fields of view 50 x 50 mm and 25 x 25 mm. Plastic design
- PB.5049** Linen tester folding magnifier with 6x lens. A 25 x 25 mm base with millimeter scale. Metal casing lacquered in black. Delivered with plastic case



All magnifiers are equipped with glass lenses unless specified otherwise.



PB.5044



PB.5046




PB.5048

PB.5002

PB.5003

PB.5004

PB.5006



PB.5028



MT.5500



MT.5503



MT.5504

Measuring magnifiers

Measuring magnifiers are commonly used in the textile industry, graphical, fine mechanical and electronic industries. All lenses are anti-reflection coated. Achromatic with 3 or 4 lenses, mounted in 2 stages. Adjustable eyepiece. Supplied with leather case.

- PB.5044** Measuring magnifier 7x. Eyepiece Ø18 mm. Field of view 24 mm. Measuring scale 10-0-10 mm divided into 0.1 mm and cross-hair
- PB.5045** Identical to PB.5044 but with 5 different measuring scales for length, angle and thickness measurements
- PB.5046** Measuring magnifier 10x. Eyepiece Ø20 mm. Field of view 35 mm. Measuring scale 15-0-15 mm divided into 0.1, 0.2 or 0.5 mm and cross-hair
- PB.5048** Anastigmatic measuring magnifier 25-0-25 mm divided into 0.1 mm and cross-hair. Field of view 56 mm. Ideal for microfilm and lithography. Without case

Measuring and pocket microscopes

Measuring microscopes are used as universal measuring tools in graphical, fine mechanical and electronic industries. These small instruments are equipped with quality achromatic objectives and adjustable micrometer eyepieces. The field of view is well illuminated with an adjustable light source.

- PB.5002** Measuring microscope 20x. Field of view 7.2 mm*
- PB.5003** Measuring microscope 40x. Field of view 3.8 mm*
- PB.5004** Measuring microscope 100x. Field of view 1.45 mm*
- PB.5006** Measuring microscope 200x. Field of view 0.70 mm*
- PB.5028** Pocket microscope with achromatic objective. Magnification 50x. Field of view 2 mm. Without scale and without light source. Supplied with leather case

** Equipped with eyepiece with micrometer scale, divided into 0.1 mm and a battery powered light source. Supplied with leather case.*

Hand-held microtomes

- MT.5500** Cylinder microtome. Round stage Ø70 mm with flat black glass top. Height adjustable with micrometer division 0.01 mm. Complete with plano-concave knife PB.5106 and wooden cabinet
- MT.5501** Cylinder microtome. Identical to MT.5500 but without knife and wooden cabinet
- MT.5503** Hand-held microtome, box type with table clamp and razor blade holder. Thickness adjustment by 0.025 mm intervals. Complete with wooden cabinet
- MT.5504** Fixture with table clamp for microtome MT.5500 or MT.5501

On request we can send our brochure for rotary and sliding microtomes.


Dissection instruments

Superior quality. All our instruments are made from stainless steel except for PB.5050, PB.5054, PB.5095, PB.5096 and PB.5105.

- PB.5050** Dissecting needle, straight tip with plastic handle
- PB.5054** Dissecting needle, lancet-shaped with plastic handle
- PB.5056** Blunt-pointed probe, Ø2 mm, length 140 mm
- PB.5058** Section lifter with wooden handle
- PB.5060** Serrated thumb dressing forceps, length 13 mm
- PB.5062** Dressing forceps with blunt tips, length 13 cm
- PB.5064** Dressing forceps with blunt tips, length 20 cm
- PB.5067** Dissecting forceps with sharp tips, length 13 cm
- PB.5069** Dissecting forceps with finely curved sharp tips, length 13 cm
- PB.5077** Cover glass forceps, length 11 cm
- PB.5080** Dressing scissors with blunt/sharp tip, length 14 cm
- PB.5084** Dissecting scissors, sharp tips, length 11 cm
- PB.5092** Scalpel with blunt tip, length 15 cm
- PB.5094** Scalpel handle no. 4 for blades PB.5095 and PB.5096
- PB.5095** Scalpel blades with sharp tip, 5 piece set
- PB.5096** Scalpel blades with blunt tip, 5 piece set
- PB.5105** Razor plano/concave, for sectioning. With plastic handle
- PB.5106** Microtome knife plano/concave, with fixed handle, length 17 cm
- PB.5107** Strop, double sided for stropping of scalpels, microtome knives. Includes stropping paste

Dissection kit

- PB.5110** Dissection kit: dissecting needle straight PB.5050, dissecting forceps PB.5067, dissecting scissors PB.5084 and scalpel PB.5092. Supplied with imitation leather case.
- PB.5111** Dissection kit : dissecting needle straight PB.5050, dissecting needle lancet-shaped PB.5054, dissecting forceps 5067, dissecting scissors PB.5084, scalpel handle no. 4 PB.5094 and blades PB.5096. Supplied with plastic case
- PB.5112** Dissection kit: two dissecting needles straight PB.5050, dissecting needle lancet-shaped PB.5054, dressing forceps PB.5062, dissecting forceps PB.5067, scissors PB.5080, dissecting scissors PB.5084, 2 scalpels PB.5094, 5 scalpel blades with straight tip and 5 blades with blunt tip PB.5095/PB.5096. Supplied with imitation leather case
- PB.5114** Dissection kit: identical to PB.5112 but with wooden cabinet
- PB.5125** Microscopy kit for the preparation of microscope slides. Contents: 3 prepared slides, 50 microscope slides and 100 cover glasses. Two microscope slides with cavity. Canada balsam, dissecting needle PB.5050 and PB.5054. Dissecting forceps PB.5067, dissecting scissors PB.5084 and scalpel PB.5092. Supplied with plastic box




Accessories for microscopy



PB.5150

PB.5155



PB.5160



PB.5165

PB.5168

PB.5170



PB.5180

PB.5185



PB.5200



PB.5270

PB.5280

PB.5283

PB.5286

PB.5289

PB.5292

PB.5295

PB.5297

PB.5300

PB.5305

Microscope slides and cover glasses

PB.5150 Microscope slides 76 x 26 mm, half-white glass, cut edges. 50 pieces per pack

PB.5155 Microscope slides 76 x 26 mm white glass, grinded edges. 50 pieces per pack

PB.5160 Microscope slides 76 x 26 mm with concavity, grinded edges. 10 pieces per pack

PB.5165 Cover glasses 18 x 18 mm, thickness 0.13-0.17 mm. 100 pieces per pack

PB.5168 Cover glasses 22 x 22 mm, thickness 0.13-0.17 mm. 100 pieces per pack

PB.5170 Cover glasses Ø18 mm, thickness 0.13-0.17 mm. 100 pieces per pack

Slide boxes

PB.5180 Wooden slide box for 25 slides. White interior with index

PB.5181 Black plastic slide box for 25 slides

PB.5185 Wooden slide box for 100 slides. White interior with index

PB.5186 Black plastic slide box for 100 slides

Auxiliaries, Canada balsams and stains

PB.5200 Staining trough for 10 slides

PB.5210 Fine pointed brush

PB.5245 Lens paper. 100 sheets per pack

PB.5250 Solid paraffin. Melting point 60°C, 200 grams packed

PB.5255 Immersion oil, refractive index nD = 1.482 in 25 ml. bottle

PB.5265 Entellan, quick drying Canada balsam, in 25 ml. bottle

PB.5270 Xylol, lens cleaner, intermediate agent for section slide preparation. 100 ml bottle

PB.5274 Isopropyl alcohol 99%, in 200 ml bottle

PB.5277 Formalin 40%, fixing agent in 200 ml bottle

The following (dissolved) stains are supplied in 25 ml bottles:

PB.5280 Azo-carmine-G. Biological stains for animal tissues. Also suitable for bacteria pigmentation

PB.5283 Eosin yellow. Stain for general overall-view colouring

PB.5286 Haematoxylin according to Ehrlich. General purpose nuclear stain

PB.5289 Astra Blue. Stain for vegetal cells. To be used in combination with safranin

PB.5292 Orange-G, stain for most elementary structures of animal tissues

PB.5295 Safranin. A general stain for showing nuclei and cellulose walls. To be used in combination with Astra Blue

PB.5297 Methylene Blue. Biological and bacteriological stain.

PB.5300 Analin Blue, to be used as third colour for Azo pigmentation

PB.5305 Fuchsine. For staining bacilli in tissue

Euroslides, prepared slides

Series of 25 ready-to-use slides for teaching

- PB.5211** Didactic series no 1 : Histology of Human, Mammal, Zoology and Botany
- PB.5212** Didactic series no 2 : Histology of Human, Mammal, Zoology and Botany
- PB.5213** Didactic series no 3 : Histology of Human, Mammal, Zoology and Botany
- PB.5214** Didactic series no 4 : Histology of Human, Mammal, Zoology and Botany
- PB.5215** Didactic series no 5 : Histology of Human, Mammal, Zoology and Botany

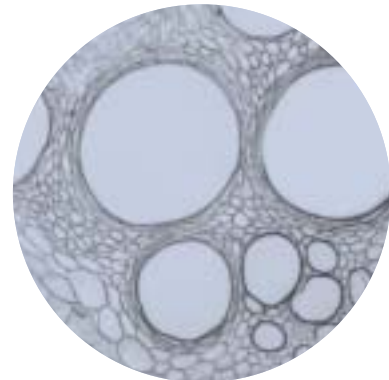

Series of 23 ready-to-use slides for teaching

- PB.5221** Didactic series I : Histology of Human and Mammal
- PB.5222** Didactic series II : Histology of Human and Mammal

Hobby set of ready-to-use slides

- PB.5204** Hobby set no 1 of 10 slides, Biology and Botany
- PB.5218** Hobby set no 2 of 25 slides, Histology of Human and Mammal

On request, we can send you our brochure with detailed descriptions of the above series and with 100 other ready-to-use EuroSlides.



euromex microscopen bv
Papenkamp 20,
P.O. Box 4161, 6803 ED Arnhem,
The Netherlands
T +31(0)26 323 22 11
F +31(0)26 323 28 33
info@euromex.nl
www.euromex.nl